

Ball Aerospace & Technologies Corp.

Mission Assurance Challenges in Space Flight Projects – a Strategic Approach

Sherrí Fike

October 16, 2012




Agility to Innovate, Strength to Deliver



Ball Aerospace
& Technologies Corp.



Agility to Innovate, Strength to Deliver



- **National leader in technical innovation for more than 50 years**
- **Technologies for civil, defense, intelligence, commercial and international customers**
- **Leading subject-matter experts across broad engineering and science disciplines**




Recent Accomplishments




NPP Launch
October 28, 2011



SBSS Launch
September 25, 2010



Kepler Launch
March 7, 2009



STORM On-Orbit Demonstration
May 30, 2011



STPSat-2 Launch
November 19, 2010



WISE Launch
December 14, 2009



Employee Satisfaction Linked to Culture and Aerospace

2011 sales: \$784.6 million

Employee statistics:

2,800 employees

Average tenure 10 years

Attrition <4%

30% of employees have advanced degrees

Nearly 40% of employees have security clearances

Over 1 million square feet of state-of-the-art facilities

25 clean rooms, covering 50,329 ft² in Boulder and Broomfield

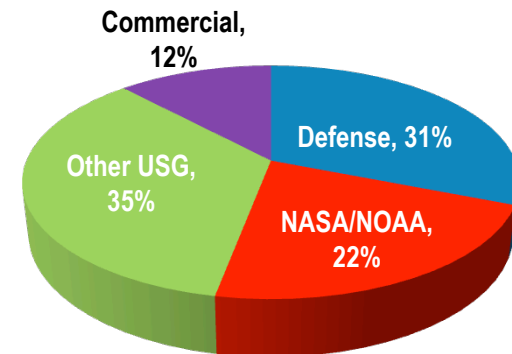
64 controlled and closed areas, totaling more than 198,400 ft²

Leading-edge Detector Technology Center

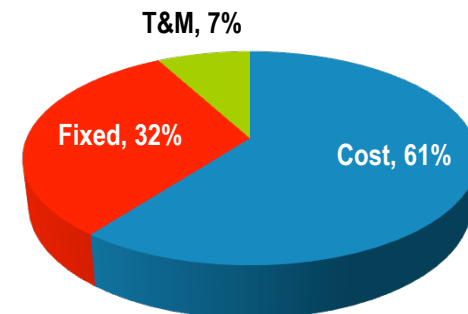
Advanced universal collimator assemblies for alignment and performance testing of optical systems

First-class RCS/RF anechoic chamber to test antennas

Customer Mix



Contract Type





MA Challenges are Reflected in our Mission Statement

- **Promote accountability of process owners and continual process improvement across company**

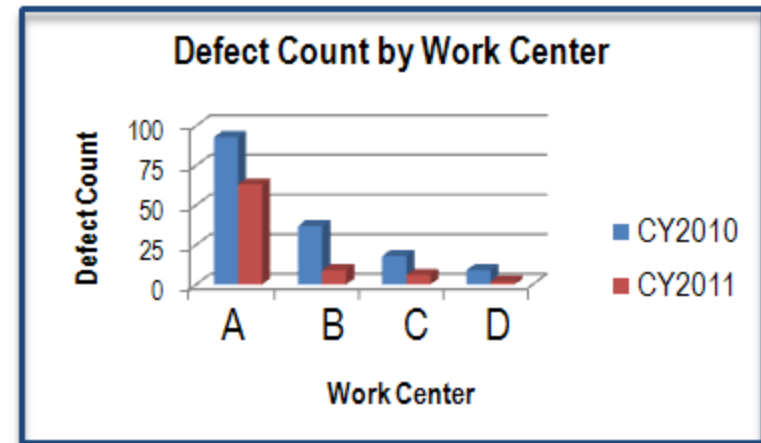


- **Provide data-driven approaches to problem solving and solution development**



Anomaly & Corrective-Action Tracking System (ACTS) is the Foundation of our Data

- Automatic data gathering process of non-conformance data collected by ACTS
- Standard fields enable queries of defects by attributes
 - Responsible Work Center
 - Root Cause
 - Part Number
 - Shop Order Operation
 - Supplier
 - Disposition



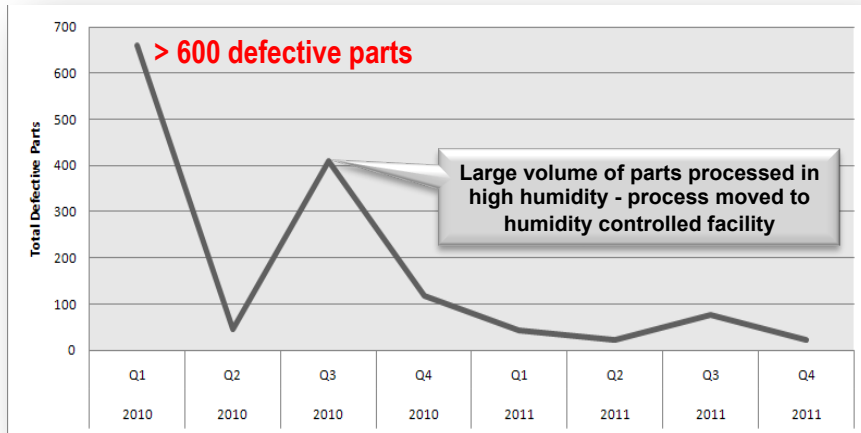
- Customizable charts and dashboards
- Data refreshed with a click of a mouse



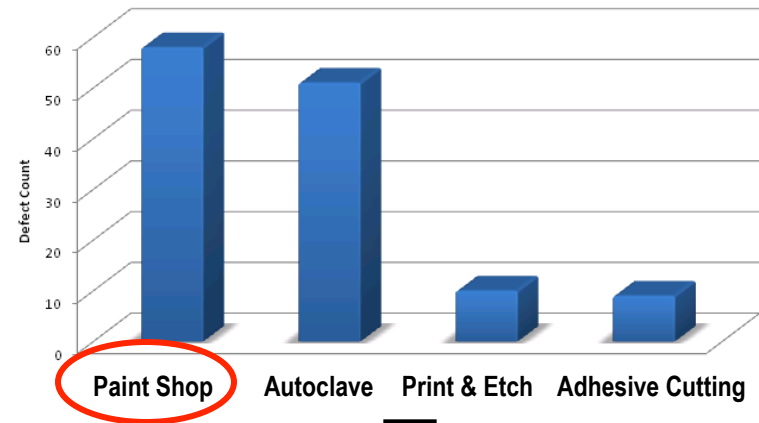


Quality and Manufacturing Collaboration is Essential

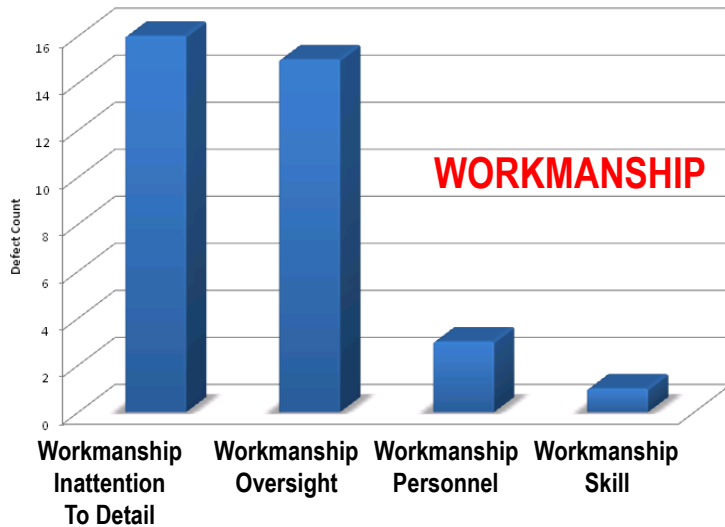
Manufacturing Shops Total Defective Parts



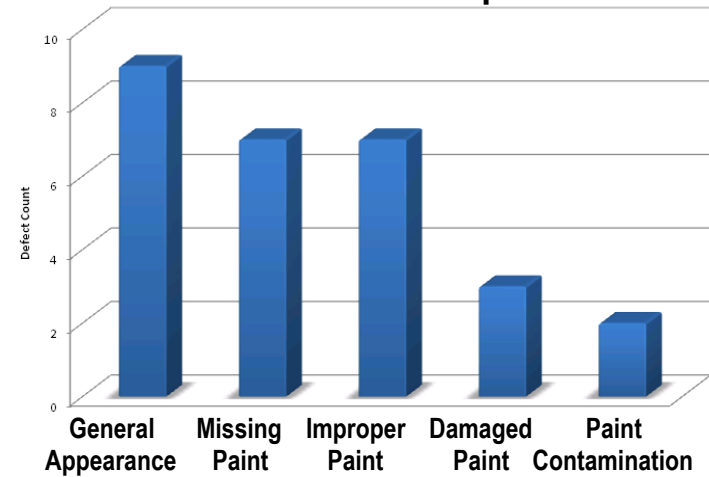
A Closer Look at the Manufacturing Shops



What are the root causes?



What are the Paint Shop defects?





Defect Analysis Can Lead to Simple Solutions

Why is *Workmanship* an Issue?

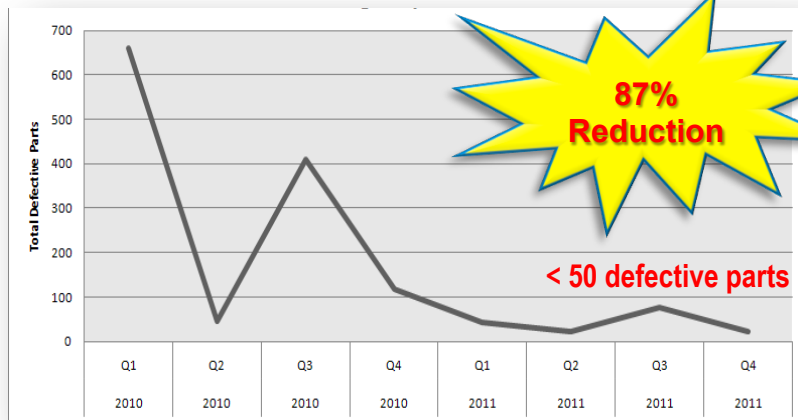
- Discussion between Operators and Work Center Manager
- Review of each anomaly report
- Difficult to paint undersides of parts due to poor lighting

What Action was Taken?

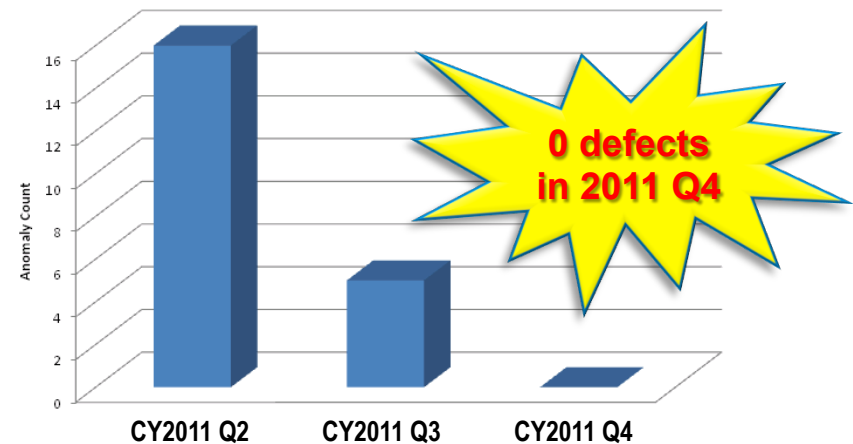
Facility lighting improvements in 2011 Q3



Manufacturing Shops Total Defective Parts



What was the result in the Paint Shop?



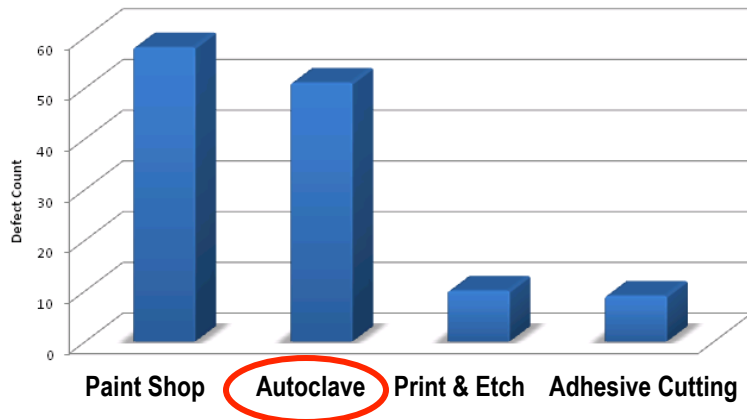
1,233 defective parts in 2010

166 defective parts in 2011

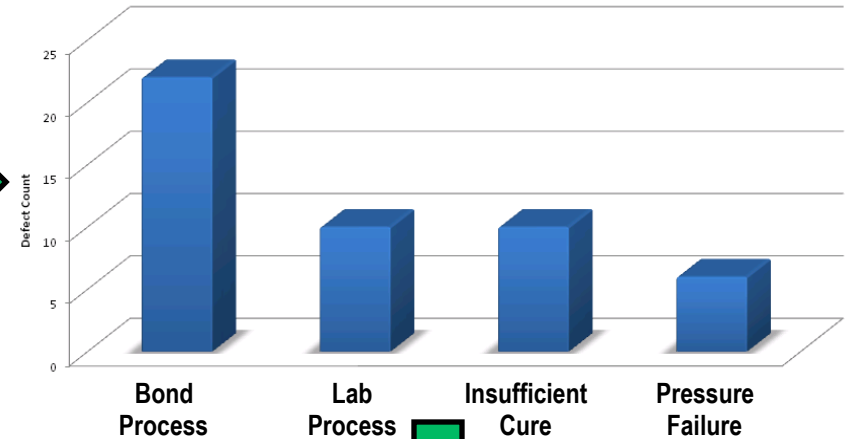


Defect Analysis Can Lead to Major Improvements

A Closer Look at the Manufacturing Shops



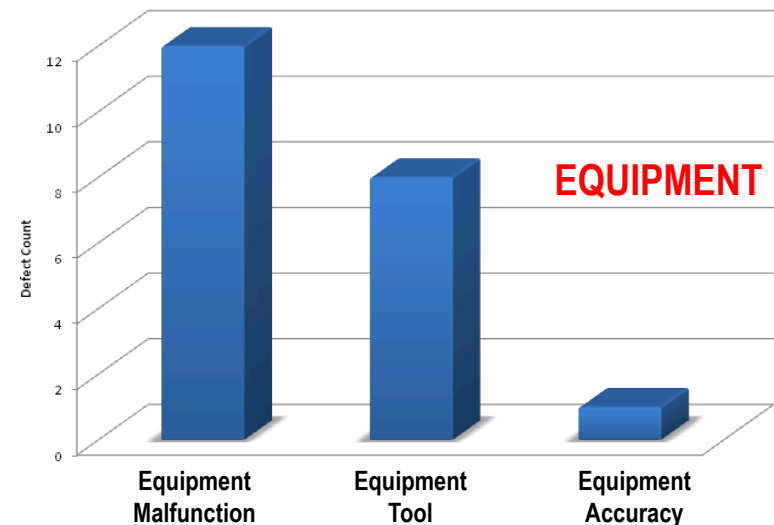
What are the Autoclave defects?



Why is *Equipment* an Issue?

- Discussion between Operators and Work Center Manager
- Repeated bonding issues
 - Tool causing vacuum leak failures
- Program provided tools connecting to vacuum ports
 - Different coefficient of thermal expansion for each program tool

What are the root causes?





Defect Analysis Can Lead to Company Solutions

What Action was Taken?

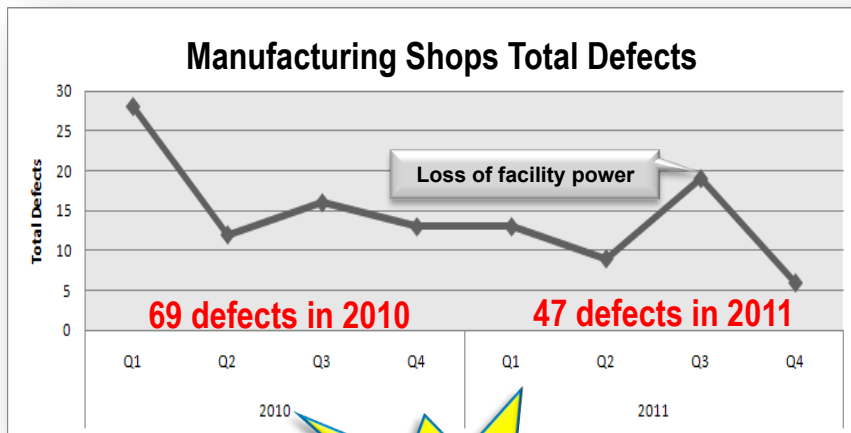
- Added tooling to Risk and Opportunity Management Plan
- Identified opportunity for improvement at Business Unit quarterly meeting



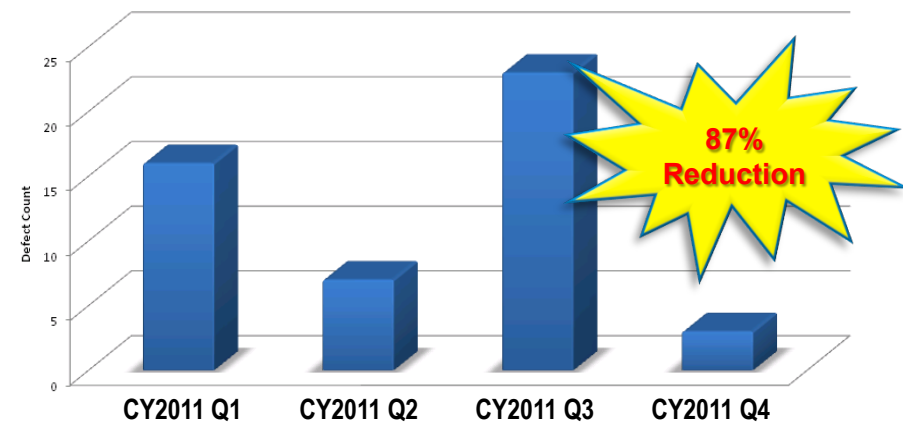
Business Unit Level Action

- Several work centers experiencing tooling issues
- Lack of tooling expertise on staff

Tooling Engineer hired in 2011 Q3

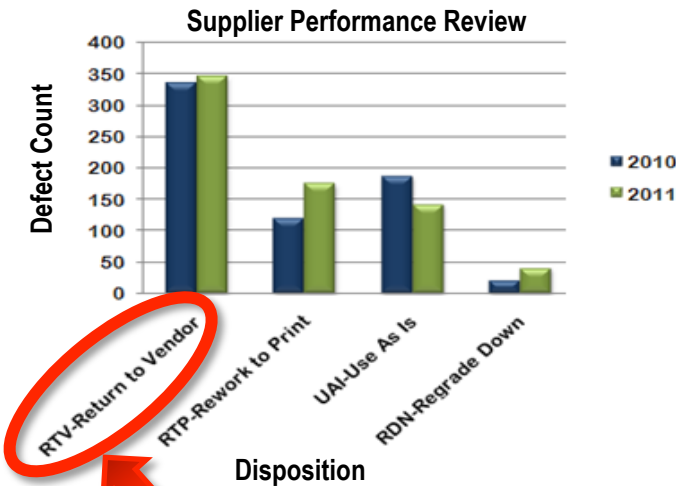


What was the result in the Autoclave Work Center?



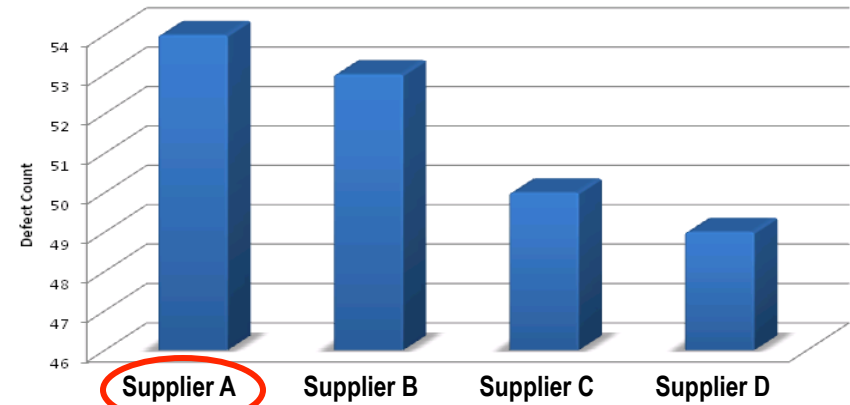


ACTS + Supply Chain Data = Improvements



42% of anomaly reports written against suppliers

A Closer Look at the Suppliers at Cause

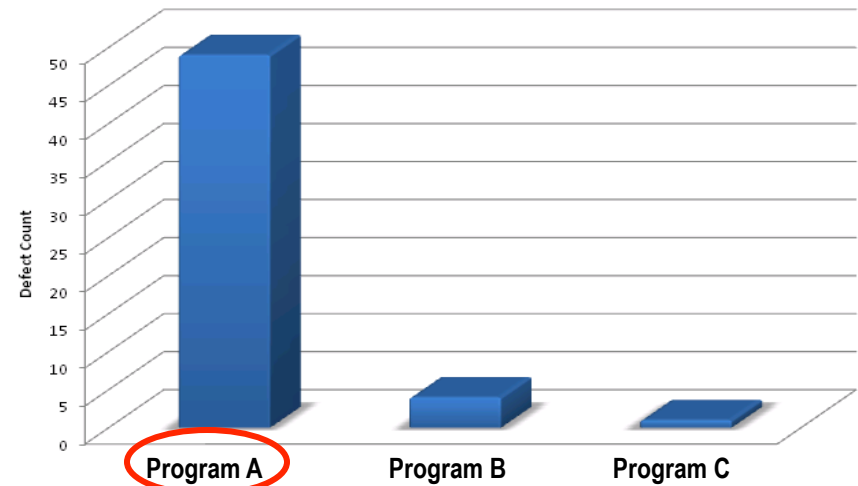


What Action was Taken?

- Increased communication with supplier
- Better flow down of requirements and acceptance criteria
- Program utilization of Supplier Corrective Action Requests (SCARs)



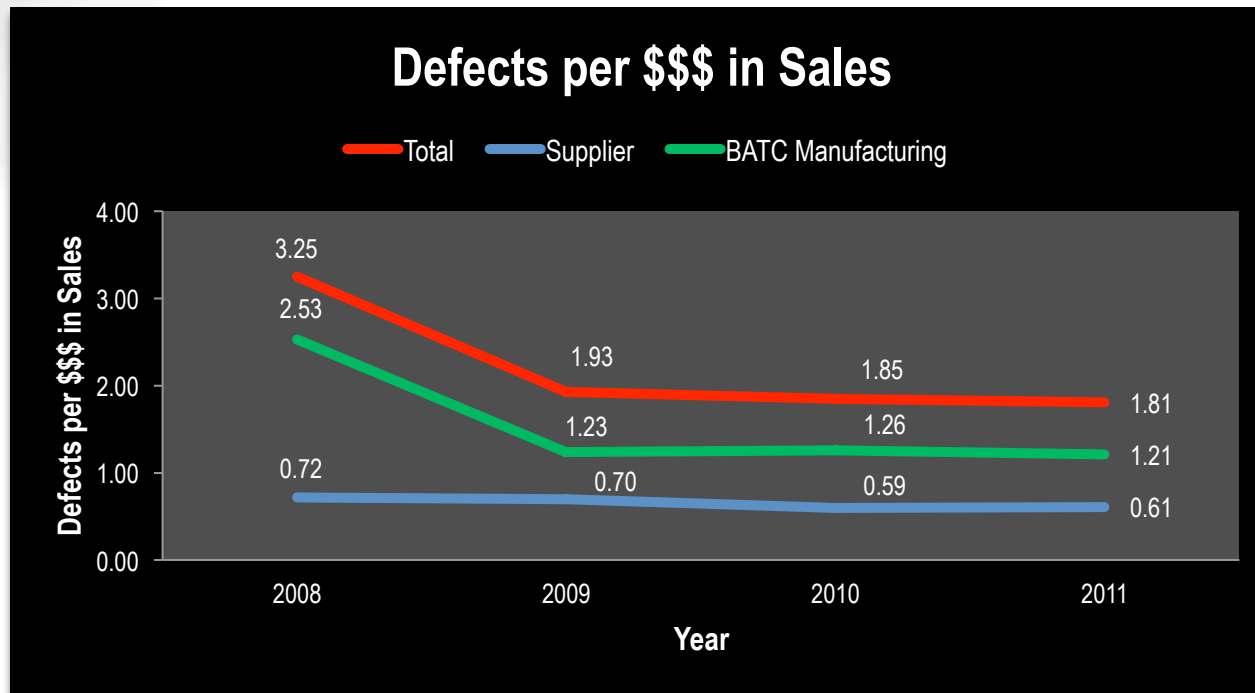
Which programs are procuring from Supplier A?





ACTS + Financial Data = Increased Return on Investment

SUCCESS



**Knowing where the defects occur drive our focus to the real issues
Implementation of effective corrective action and preventative measures**



Future Possibilities Are Endless

- Implement across all parts of business
- Look for cross business unit trends
- Add labor and material cost to the Data Cube
- Evaluate number of opportunities



Determine "Cost of Quality" and improve our business